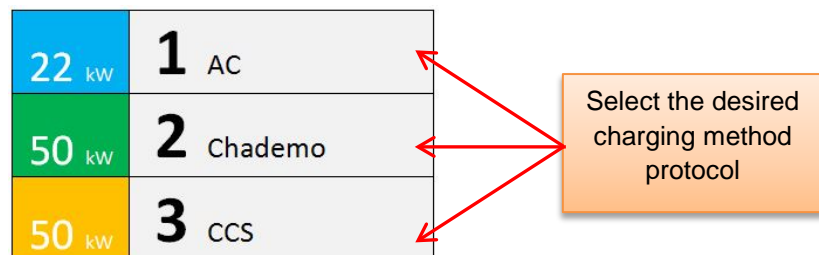
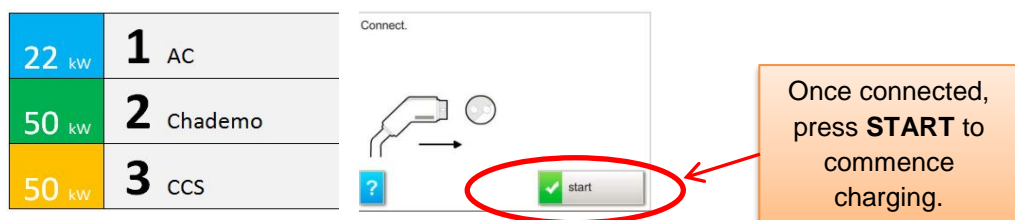


## HOW DO YOU USE THE EV CHARGING STATION?

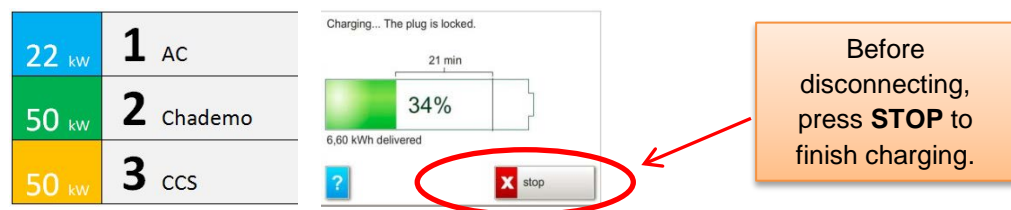
1. Park your EV with the charge socket within reach of the connector, and turn your EV off.
2. Select the charging protocol on the touch screen:
  - Select 1 for AC
  - Select 2 for CHAdeMO
  - Select 3 for CCS.



3. Connect the applicable charge connector to the EVs charger socket.
4. On the touchscreen press **START** – the charger will begin charging the EV and will indicate the progress on the screen.



5. To stop charging select **STOP** on the touchscreen. Take the connector out of the EV and put it back in the connector holder on the charger.



### PLEASE NOTE:

When connecting or disconnecting DC connectors:

- Handle cables and connectors with care.
- Do not drop the cables or connectors.
- Place the cables and connectors back in their respective holders.

**IN CASE OF EMERGENCY, PLEASE CALL US ON  
0800 HORIZON (467 496)**